




Collective Worship Planning Autumn 1 2020

Hope, Courage and Endurance



At all times remember the following:

1. Collective worship is more than 'just a statutory requirement,' or 'another thing I have to do.' Worship has the potential to **set the tone for your whole day** and is a key driver for delivering messages of hope, courage and endurance in a challenging time.
2. Worship in a classroom space can be difficult. Invest in a **routine** which signifies that something different and special is about to happen. Create a focal point and consider seating arrangements carefully.
3. **Let the children lead.** Younger children always want to get involved and their responsibilities will be small in comparison with the capabilities of older children. Younger children can participate by leading the gathering, choosing artefacts for the focal point or reading a prayer standing at the front. Older children should be able to plan acts of worship from Bible stories or themes. Consider putting them all on a rota, allocating them stories and seeing what they put together!
4. There must be an **opportunity to worship God.** Worship is an attitude of the heart focused on God. In a school situation this will involve leading people to the threshold of worship by providing a setting where they may worship God *if they so wish*. As a class teacher you will be used to filling every moment, but do not be afraid to leave empty spaces and silence for children to meet and experience God should they want to.
5. It is important that we remember collective worship should be inclusive, inspirational and invitational no matter where it is held or who is leading.
 - **Inclusive:** something for children and teachers, of all faiths or of none to be able to join in with.
 - **Inspirational:** a time in the day to think about the big questions in our lives; an occasion that supports the school community's spiritual development.
 - **Invitational:** an opportunity for those of any religious faith or none to focus and reflect on stimuli which allow the human spirit to respond with integrity.
6. The main elements of **G-E-R-S** (gather – engage – respond - send) should be present in each of act of worship. This will help children to understand the Anglican structure of worship and it also really helps to have a structure to follow each day. You could use the Flippin' Praise booklet to help you – see 'Working on Worship 20 – Flippin Praise' available at <https://www.cofesuffolk.org/schools/school-leaders/collective-worship/collective-worship-resources/>
7. There should be a focus on **Biblical or Christian content** in each worship session. This content should be explored and made relevant to life today.

It is the task of collective worship to provide a setting in which the integrity of those present is not compromised but in which everyone finds something positive for themselves.

Notes on using the collective worship plans

The following collective worship planning has been written to provide you with a starting point. The values have been chosen to reflect the time of difficulty many children would have experienced over the last few months. Through time spent in worship, children can begin to understand their own experiences and the experiences of others and begin to feel hopeful that with a return to school that life will once again start to feel somewhat normal, if not completely.

Each week is on one page in an easy to refer to format. It will not be needed by all teachers or schools but is available to those who would benefit from it. Each school will have a different structure to worship over the week and will have developed their own approaches to daily class-based worship based on this. The following structure is just a suggestion and one way of using this resource:

Structure for the week:

Monday	Collective worship linked to the current value. Here the value of hope has been used for the first six weeks then courage. In this example, worship begins on a Monday with a Bible story to illustrate the value. These worships (or at least the engage) could be delivered by one person across the school by zoom or a pre recorded video.
Tuesday	Collective worship with Christian content linked to the value.
Wednesday	On a Wednesday schools could develop their worship by working through a collection of Bible stories – one story at a time in order. This could be as simple as starting at the beginning of the Lion Storyteller Bible (used by Open the Book) and reading one story at a time, or starting at the New Testament stories. There are plenty of different Bible story collections to use and most teachers will have access to one. When stories are read – variations of the same questions could be asked: What did you like about the story? What do you think the story meant? What can we learn about the story? What will you remember about it? What does this story tell us about being human? What does it reveal about God? What if this happened today? And others of course!
Thursday	Worship on a Thursday will focus on silence, stillness, reflection and prayer, a safe peaceful space in our busy and noise-filled world. Generally children shouldn't be asked to sit in quiet any more than a minute per year of their age but this can be shortened for younger children and visual prompts (timers, sounds, bubbles, feathers falling, rain sticks etc) can be used to help teach children to sit and centre themselves for increasingly longer periods of time. Have a go with using poetry, images of art and other focus points to help children create an empty space to come close to God.
Friday	Many schools will choose to end the week with a celebration of learning and behaviour. However, it is important that this celebration assembly still includes opportunities to worship and so every Friday suggestions are included.

Other notes:

- Feel free to use your own school's gatherings and sendings rather than the suggested ones
- Focus on the quality of the time rather than the quantity. Five minutes of really good input and time for reflection is better than 15 minutes of time filling. What is important is that you use the time you have wisely and that worship contributes to a child's education as well as allowing an opportunity to learn about and meet with God. Print off the plans and put them somewhere easily accessible in your classroom to refer to.
- Find creative ways to **make reference to your school's unique context and vision.**
- The sending should be developed to give children something to think about or put into action over the course of the day.
- These resources have drawn on the hope assembly guidance available at <https://www.churchofengland.org/faith-action/faith-home/i-am-school-leader>

First a word about Christian hope...

Adapted from www.christianvalues4schools.org.uk and More than Caring and Sharing by John Cox

Schools should be outstanding places of hope. And church schools should be supremely hopeful communities. Is that how you see your school? – John Cox

The Christian understanding of hope illustrates how trivial our everyday use of the word can be. We hope that it will not rain for the picnic, or that the car will start or that the plumber will come tomorrow.

Christian hope is grounded in the character of God. In the words of Julian of Norwich, Christian hope is the belief that 'all will be well, all will be well and all manner of things will be well' – not just because that is what we would like to be the case but because there is good reason to believe that God intends it to be so.

Often, in the Psalms, the writer says to God: 'My hope is in you'. It is a hope rooted in the love and faithfulness of God. Hope is not wishful thinking but a firm assurance that God can be relied upon. It does not remove the need for 'waiting upon the Lord' but there is underlying confidence that God is a 'strong rock' and one whose promises can be trusted.

The writer to the Hebrews describes the Christian hope as 'an anchor for the soul, firm and secure'. Even when experiencing exile, persecution, doubt or darkness, the Biblical writers trust in God's 'unfailing love' and know that he will be true to his covenant promises. That is the basis of their hope.


Hope is not always spontaneous or easy. There is work to be done. As well as trusting God, we have to develop qualities of steadfastness in our own character.




A church school should be a place that lives and breathes hope – hope in God's transforming power, hope in the gifts and abilities of all who play their part in the life of the school, hope in the power of the school to develop the potential of all its members.

- John Cox

Autumn Term 1 Week 1	Monday	Tuesday	Wednesday	Thursday	Friday
Theme				God is with us. We are never alone.	Be hopeful and pass it on.
Gather We prepare to meet with God				Light the candle and welcome all back with a familiar gathering e.g. Call: The Lord be with you Response: And also with you	Light the candle and welcome all back with a familiar gathering e.g. Call: The Lord be with you Response: And also with you
Engage We encounter Jesus and the stories of the Bible. We listen for God's message to us.				Tell a story based on your own experience of lockdown. Emphasise what you missed and gained. Ask children to reflect on what they have missed. Take responses. Acknowledge times have been hard but there is lots to look forward to. Sometimes the challenges we face feel really difficult, but we can reach out to others for support when we need it. We can also be a source of help and support for each other. For Christians, God is with us always. The Bible says 'Do not be afraid—I am with you! I am your God—let nothing terrify you! I will make you strong and help you; I will protect you and save you.' Isaiah 41:10. Read this from the Bible to the children.	Ask: Why it is important to have hope when we are faced with challenges? Display definitions or quotations about hope and discuss – which do the children like and why? A simple google image search of 'hope' or 'hope quotations' will bring up images to use. Read from the Bible. Joshua 1:9 'Remember that I have commanded you to be determined and confident! Do not be afraid or discouraged, for I, the Lord your God, am with you wherever you go.'
Respond We respond to what we have heard and seen. We are given the opportunity to worship together.				With quiet music playing invite children to: Thank God for something in your life that has helped you during lockdown. Give time for reflection and then follow it with an invitation to... Pray for something that you need.... Pray for someone in your family... Pray for a need outside of you and your family. Finish by reading the Lord's Prayer together.	Read this together 'Hope is a baton, something to be held onto but also passed on. Hope comes to us... to flow through us.' I wonder what it means, especially just now? I wonder how hope might flow through you today? You could say a prayer to ask God to help you to pass on this baton of hope.
Send We are sent out to love and serve one another and to make a difference in the world.				Leader - We go into the world to walk in God's light, to rejoice in God's love and to reflect God's glory. Response – Amen As the candle is extinguished, ask children to think about how they can today reach out to others in their bubble who may need support.	Leader -May the light of Christ shine in all our hearts Response – Amen. As the candle is extinguished, ask children to watch the smoke and think about God's love spreading across the world.

Aut Term 1 Week 2	Monday	Tuesday	Wednesday	Thursday	Friday
Theme	Seeds are hope carriers	You are a hope carrier	Bible story from class collection	Reflection	Celebration
Gather We prepare to meet with God	Leader - We meet in the presence of God who Response – gives us hope	Light a candle and say: Leader - The Lord is here Response- His spirit is with us	Hold up a Bible and say: Leader – Make us to know your ways, O Lord Response – and teach us your paths	Leader - Lord, direct our thoughts, and teach us to pray. Lift up our hearts to worship you in spirit and in truth, through Jesus Christ our Lord. Response - Amen	Leader - The Lord is good Response- He made us and we belong to him
Engage We encounter Jesus and the stories of the Bible. We listen for God's message to us.	I wonder... what do you think hope is like? I wonder how it starts and how it grows? I wonder how big it can become? In today's Bible story, Jesus talks about something very tiny. A seed. A very, very small seed called a mustard seed. Read The Parable of the Mustard Seed (Read Matthew 13:31-32) Seeds are hope carriers. If we keep hold of our hope it starts to grow... little by little... until before we know it, it has grown into something huge – like an enormous tree!	I wonder what hope needs to grow? Spend some time talking about this  picture: I wonder what this picture makes you think of? I wonder how it might be possible for this plant to be growing here? I wonder what makes hope grow in difficult situations? Link to the parable shared yesterday. How would Jesus explain this picture?	Read the story Depending on age of your class you could ask: I wonder... What did you like about the story? What do you think the story meant? What can we learn from the story? What will you remember about it? What does this story tell us about being human? What does it reveal about God? What if this happened today?	Today we are going to try some silent reflection. Ask the children to sit straight and fold their arms or place hands on knees and concentrate on their breath. Read Jeremiah 29:11 'I know the plans I have for you... plans to give you hope and a future.' Discuss meaning.	We gather together to celebrate our gifts and talents which are given to us from God and which are precious to him. Read Psalm 100 from a Bible or www.biblegateway.com (NIV translation) Let's celebrate those children who have nurtured their talents and used their gifts in the service of others.
Respond We respond to what we have heard and seen. We are given the opportunity to worship together.	Allow time for quiet reflection. I wonder, what are you hoping for right now? Imagine you are holding a tiny seed in the palm of your hand. Look at the seed and imagine it growing larger and stronger as you feed it with hopeful thoughts. Think about how you could be there for someone in need when they feel afraid and what you could do to make a difference	Offer the opportunity to pray: Dear God, we thank you for giving us hope when we feel worried, when we are having a hard time, when we don't know what's ahead of us and when we are sad. Thank you that even the smallest seed of hope can grow into a big, tall tree. Please help us when we find it hard to be hopeful, so we can offer hope to others. Amen	Listen to piece of classical music or music for reflection thinking about the theme, message or story.	Children close their eyes, and repeat a phrase silently and slowly, focusing attention on their breathing e.g. I am a hope carrier, or God has plans for my life, or I have hope in the future. Reflective songs to listen to when time to break the silence: Arrow by Philippa Hanna (available online)	I wonder what you have achieved this week? What have you learnt or made progress in? Be still and reflect on this. From Anglican liturgy: The Lord bless you and watch over you, the Lord make his face shine upon you and be gracious to you, the Lord look kindly on you and give you peace; and the blessing of God almighty, be among us and remain with us always. All Amen. Give children the opportunity to be still and thank God for his goodness, help and guidance.
Send We are sent out to love and serve	Leader - Go in peace, Response- We go in peace Leader - Go in joy Response- We go in joy Leader- Go in love Response- We go in love Amen.	Leader - May God grant to the world justice, truth and peace. Response- and make our school a place of love. Amen.	Leader- Go in peace to love and serve the Lord. Response - In the name of Christ. Amen	Leader - We go into the world to walk in God's light, to rejoice in God's love and to reflect God's glory. Response – Amen	Leader -May the light of Christ shine in all our hearts Response – Amen.

Week3	Monday	Tuesday	Wednesday	Thursday	Friday
Theme	Stay hopeful	Hope is an aspiration	Next Bible story	Reflection	Celebration
Gather We prepare to meet with God	Leader - We meet in the presence of God who Response – gives us hope	Light a candle and say: Leader - The Lord is here Response- His spirit is with us	Hold up a Bible and say: Leader – Make us to know your ways, O Lord Response – and teach us your paths	Leader - Lord, direct our thoughts, and teach us to pray. Lift up our hearts to worship you in spirit and in truth, through Jesus Christ our Lord. Response - Amen	Leader - The Lord is good Response- He made us and we belong to him We gather together to celebrate our gifts and talents which are given to us from God and which are precious to him.
Engage We encounter Jesus and the stories of the Bible. We listen for God's message to us.	Why did so many people create rainbows over lockdown? A rainbow appears when sun and clouds meet, a symbol of hope and better times. Read the story of Noah and the flood. Sometimes the challenges we face feel really difficult, but the important thing is stay hopeful as best we can.	What are the ways in which we cope when we find ourselves in a difficult situation? In the Bible, there is a story about a young girl called Esther who found herself in some very difficult situations. See story points: https://www.assemblies.org.uk/pri/3288/hope-in-a-hard-place It is important to always have hope and to not just give up. We should aspire to have hope, even when things are hard.	Read the next story Depending on age of your class you could ask: I wonder... What did you like about the story? What do you think the story meant? What can we learn from the story? What will you remember about it? What does this story tell us about being human? What does it reveal about God? What if this happened today?	Watch a ppt with images of hope and/or appropriate images from the news. Allow children time to think about hopes they have for themselves or others as a result of the imagery. Read Isaiah 40:31 'those who hope in the LORD will renew their strength. They will soar on wings like eagles; they will run and not grow weary.' How would it feel to soar like an eagle?	Read Proverbs 2:4-5 from a Bible or www.biblegateway.com (NIV translation) How would you search for hidden treasure or a precious metal such as silver or gold? Would it be easy? You can't expect to be walking through life and eventually just stumble across wisdom. You also can't expect to continually search for it and never find it. If you prioritise wisdom (learning), the Bible promises that you will find it. Let's celebrate those children who have been successful this week by working hard and persevering.
Respond We respond to what we have heard and seen..	How do you think Noah and his family remained hopeful trapped in the ark for 40 days? Return to the image of the seed closed in the palm of your hand. A seed requires care and nurture to grow. There is work and effort involved. As you start to open up your hand, say what you will do to help your hope to grow. Start with: 'To help my hope to grow, I will...' You might also like to say a prayer, asking God to help you or reflect on how you can help your hope and those of other to grow.	Reflect on the story of Esther. Dear God, Thank you for Esther's story of hope. Thank you that you are always with us in every situation. Please help us to share our worries with someone when we are finding things difficult. Please help us to realise the importance of talking. Please help us to be good listeners. Amen.	Pray the Lord's Prayer together. Dear God,	Read: 'Sometimes, Lord, often – I don't know what to say to you. But I still come, in quiet, For the comfort of two friends sitting in silence. And it's then, Lord, that I learn most from you. When my mind slows down, And my heart stops racing. When I let go and wait in the quiet, Realising that all the things I was going to ask for You know already. Then, Lord, without words, In the stillness, You are there.' (Taken from the Introduction to A silence and a Shouting by Eddie Askew) Allow children time to sit in silence appropriate to their age/development and think about or pray for those prompted in the engage.	Celebrate the children's talents and gifts by giving certificates and awards. I wonder what you have achieved this week? What have you learnt or made progress in? Be still and reflect on this. From Anglican liturgy: The Lord bless you and watch over you, the Lord make his face shine upon you and be gracious to you, the Lord look kindly on you and give you peace; and the blessing of God almighty, be among us and remain with us always. All Amen. Give children the opportunity to be still and thank God for all his has provided for us.
Send	Leader - Go in peace, Response- We go in peace Leader - Go in joy Response- We go in joy Leader- Go in love Response- We go in love Amen.	Leader - May God grant to the world justice, truth and peace. Response- and make our school a place of love. Amen.	Leader- Go in peace to love and serve the Lord. Response - In the name of Christ. Amen	Leader - We go into the world to walk in God's light, to rejoice in God's love and to reflect God's glory. Response – Amen	Leader -May the light of Christ shine in all our hearts Response – Amen.

Week 4	Monday	Tuesday	Wednesday	Thursday	Friday
Theme	Our actions give hope to others	This too shall pass	Next Bible story	Reflection	Celebration
Gather We prepare to meet with God	Leader - We meet in the presence of God who Response – gives us hope	Light a candle and say: Leader - The Lord is here Response- His spirit is with us	Hold up a Bible and say: Leader – Make us to know your ways, O Lord Response – and teach us your paths	Leader - Lord, direct our thoughts, and teach us to pray. Lift up our hearts to worship you in spirit and in truth, through Jesus Christ our Lord. Response - Amen	Leader - The Lord is good Response- He made us and we belong to him We gather together to celebrate our gifts and talents which are given to us from God and which are precious to him.
Engage We encounter Jesus and the stories of the Bible. We listen for God's message to us.	What do you think is happening in this picture? Who do you think this man is? Watch this news item to find out more: https://www.bbc.co.uk/news/av/uk-england-leeds52213388/coronavirus-grimsby-teacher-delivering-dozens-of-lunches-a-day  How is he being a hope carrier? How could you be a hope carrier? The word of God is spread not only by passing on the message verbally. We can pass the message on by the way we behave—particularly towards others. What examples can you think of?	King David had watchmen on the city walls of Jerusalem to protect it from enemies. Help pupils to imagine a city wall with its watchtower. How would David feel waiting at night? Perhaps he had to remind himself that the sun would come up in the end, even when it felt as though it never would. The Bible calls this sort of waiting 'hope'. It means that you are sure that what you're waiting for will happen in the end. Being hopeful is not about denying the challenges. It's about knowing that you feel challenged and despite the challenge, trying to remain hopeful. Sometimes it can be helpful to remember that feelings come and go - 'this too shall pass'. https://www.barnabasinschools.org.uk/idea/hope	Read the next story Depending on age of your class you could ask: I wonder... What did you like about the story? What do you think the story meant? What can we learn from the story? What will you remember about it? What does this story tell us about being human? What does it reveal about God? What if this happened today?	Ask children in groups to write out three prayers on whiteboards - one for a person they know, one for a person in the news, and one for something on a larger scale. Two children read from the Children's Bible e.g good Samaritan.	Read Philippians 4.8 – 'My friends, fill your minds with those things that are good and that deserve praise: things that are true, noble, right, pure, lovely, and honourable' Some people do not use their minds before they act. They act first and think afterwards. It's like a hand running free with no mind to guide it. Actions, like words, need careful thought, and if our minds control our actions, it is very important that we watch what we put into our minds. We should aim to be wise all the time. Let's celebrate those children who have been using their minds to focus on good things this week Celebrate the children's talents and gifts by giving certificates and awards.
Respond We respond to what we have heard and seen. We are given the opportunity to worship together.	Use the EXAMEN prayer to reflect on your hopes. It has 5 steps, so you might like to count them on your fingers. 1. GIVE THANKS for something that was good today 2. ASK FOR HELP with something you have lost hope for 3. REFLECT on your day and think about the things that made you feel hopeful and the things that felt unhelpful 4. SAY SORRY for the times you gave up hope, or took away someone else's hope 5. DECIDE how you will keep hold of hope tomorrow.	Offer the invitation to pray: Dear Father God - Let us think about the promise of hope you have given us and help us to help others who are suffering and experiencing fear and difficulties. Let us remind them of all the good that exists in the world through your love. In Jesus' name. Amen	Pray the Lord's Prayer together.	Hear prayers. Encourage the children to think about what they have heard, and to take away a "thought for the day"	I wonder what you have achieved this week? What have you learnt or made progress in? Be still and reflect on this. From Anglican liturgy: The Lord bless you and watch over you, the Lord make his face shine upon you and be gracious to you, the Lord look kindly on you and give you peace; and the blessing of God almighty, be among us and remain with us always. All Amen. Give children the opportunity to be still and thank God for all his has provided for us.
Send We are sent out to love and serve	Leader - Go in peace, Response- We go in peace Leader - Go in joy Response- We go in joy Leader- Go in love Response- We go in love Amen.	Leader - May God grant to the world justice, truth and peace. Response- and make our school a place of love. Amen.	Leader- Go in peace to love and serve the Lord. Response - In the name of Christ. Amen	Leader - We go into the world to walk in God's light, to rejoice in God's love and to reflect God's glory.	Leader -May the light of Christ shine in all our hearts Response – Amen.

Week 5	Monday	Tuesday	Wednesday	Thursday	Friday
Theme	When you have nowhere to turn, turn to Jesus.	We can hope in God because he keeps his promises	Next Bible story from class collection	Reflection	Celebration
Gather We prepare to meet with God	Leader - We meet in the presence of God who Response – gives us hope	Light a candle and say: Leader - The Lord is here Response - His spirit is with us	Hold up a Bible and say: Leader – Make us to know your ways, O Lord Response – and teach us your paths	Leader - Lord, direct our thoughts, and teach us to pray. Lift up our hearts to worship you in spirit and in truth, through Jesus Christ our Lord. Response - Amen	Leader - The Lord is good Response - He made us and we belong to him We gather together to celebrate our gifts and talents which are given to us from God and which are precious to him.
Engage We encounter Jesus and the stories of the Bible. We listen for God’s message to us.	Leprosy was a terrible, hopeless disease with no cure. Other people were not even allowed to touch you. Read Mark 1:40-42 – Jesus heals a man with leprosy. Sometimes, we may find ourselves in a situation where we are uncomfortable but there may come a time in our lives when we find ourselves in a situation that is truly hopeless. When the situation is hopeless, Jesus is our only hope.	Show a picture of Captain Tom Moore. How did he become a beacon of hope for people in challenging times? He told the nation ‘We will get through it in the end but it might take time, but at the end of the day we shall all be okay again... the sun will shine on you again and the clouds will go away.’ Read Hebrews 11:1 ‘To have faith is to be sure of the things we hope for, to be certain of the things we cannot see.’ It is not easy to have the type of hope Captain Tom speaks of but if we need help with hoping about anything we can ask God to strengthen us.	Read the next story Depending on age of your class you could ask: I wonder... What did you like about the story? What do you think the story meant? What can we learn from the story? What will you remember about it? What does this story tell us about being human? What does it reveal about God? What if this happened today?	Waiting is hard. Share stories of when you have had to wait (lockdown to end! Coming back to school, seeing friends) How did it feel? What helped you keep going? Read Romans 8:25 – ‘We hope for what we do not see, we wait for it with patience.’ Christians have the help of God and the holy spirit who helps guide them. Who helps guide you?	Show a picture of a caterpillar and butterfly. God knows the potential for beauty of the caterpillar. The same is true of us as people. God sees what you can become. Luke 2:52 tells us that Jesus increased in wisdom as he grew up. God expects you to grow up and change just like Jesus did. He expects you to increase in wisdom by learning a lot at school and at home.
Respond We respond to what we have heard and seen. We are given the opportunity to worship together.	Dear Father God, you sent your Son to bring hope to the hopeless. When we find ourselves in a hopeless situation, help us put our hope and trust in you. In Jesus' name. Amen.	Quiet reflection. Reflect on the words of Desmond Tutu: “Do your little bit of good where you are; it’s those little bits of good put together that overwhelm the world.”	Gather everybody’s responses to the message of the story and bring it together in a prayer.	Allow children to sit in silence and consider waiting with patience and being hopeful. They may want to offer their own prayer of hope.	Celebrate the children’s talents and gifts by giving certificates and awards. I wonder what you have achieved this week? What have you learnt or made progress in? Be still and reflect on this. From Anglican liturgy: The Lord bless you and watch over you, the Lord make his face shine upon you and be gracious to you, the Lord look kindly on you and give you peace; and the blessing of God almighty, be among us and remain with us always. All Amen. Give children the opportunity to be still and thank God for all his has provided for us.
Send We are sent out to love and serve	Leader - Go in peace, Response- We go in peace Leader - Go in joy Response- We go in joy Leader- Go in love Response- We go in love Amen.	Leader - May God grant to the world justice, truth and peace. Response- and make our school a place of love. Amen.	Leader- Go in peace to love and serve the Lord. Response - In the name of Christ. Amen	Leader - We go into the world to walk in God’s light, to rejoice in God’s love and to reflect God’s glory. Response – Amen	Leader -May the light of Christ shine in all our hearts Response – Amen.

Week 6	Monday	Tuesday	Wednesday	Thursday	Friday
Theme	Thinking of others	The light of hope can shine in dark places	Next Bible story from class collection	Reflect	Celebration
Gather We prepare to meet with God	Leader - We meet in the presence of God who Response – gives us hope	Light a candle and say: Leader - The Lord is here Response - His spirit is with us	Hold up a Bible and say: Leader – Make us to know your ways, O Lord Response – and teach us your paths	Leader - Lord, direct our thoughts, and teach us to pray. Lift up our hearts to worship you in spirit and in truth, through Jesus Christ our Lord. Response - Amen	Leader - The Lord is good Response - He made us and we belong to him We gather together to celebrate our gifts and talents which are given to us from God and which are precious to him.
Engage We encounter Jesus and the stories of the Bible. We listen for God's message to us.	Jesus heals a paralysed man Luke 5:17-26 Watch the sand tale: https://jesus.net/sandytales/four-friends-and-the-lame/ How did the hopeless situation change? Feeling ill can make people feel really hopeless. The friends in this story never gave up hope for their friend.	Read John 12:46 where Jesus says 'I have come into the world as a light, so that no one who believes in me should stay in darkness.' Look at the image of a lighthouse. Talk about what a lighthouse meant in the past to sailors (safety, home soon) after a long and often difficult trip at sea. A lighthouse might have been the only light in a violent storm, granting optimism to those who saw it. A lighthouse is a symbol to many Christians. It is used to reflect God's power to protect and comfort. The beacon symbolizes the light of Christ as a guide for life. When we find ourselves struggling or losing hope where do we go for support?	Read the next story Depending on age of your class you could ask: I wonder... What did you like about the story? What do you think the story meant? What can we learn from the story? What will you remember about it? What does this story tell us about being human? What does it reveal about God? What if this happened today?	Watch and reflect on the theme of hope: https://classroom.thenational.academy/activity-clubs/faith-at-home/episodes/hope-primary	Ask the children - what is the most wonderful thing in the world? ... Of course the most wonderful thing in the world is not a spaceship or some new electronic manmade device. The most wonderful thing in the world is you!. David said to God, "I will praise You; for I am fearfully and wonderfully made." Psalm 139:14 Celebrate the children's talents and gifts by giving certificates and awards.
Respond We respond to what we have heard and seen. We are given the opportunity to worship together.	Think about anyone you know who may be ill or feel hopeless. God, give us faith, and make that faith grow in us day by day. Also give us hope and love, so that we may serve our friends according to your will; through your Son, Jesus, Amen.	Listen to My Lighthouse by Rend Collective. Or read the lyrics while quietly reflecting on the image of a lighthouse or Jesus as light of the world.	Gather everybody's responses to the message of the story and bring it together in a prayer.		I wonder what you have achieved this week? What have you learnt or made progress in? Be still and reflect on this. From Anglican liturgy: The Lord bless you and watch over you, the Lord make his face shine upon you and be gracious to you, the Lord look kindly on you and give you peace; and the blessing of God almighty, be among us and remain with us always. All Amen. Give children the opportunity to be still and thank God for all his has provided for us.
Send We are sent out to love and serve	Leader - Go in peace, Response- We go in peace Leader - Go in joy Response- We go in joy Leader- Go in love Response- We go in love Amen.	Leader - May God grant to the world justice, truth and peace. Response- and make our school a place of love. Amen.	Leader- Go in peace to love and serve the Lord. Response - In the name of Christ. Amen	Leader - We go into the world to walk in God's light, to rejoice in God's love and to reflect God's glory. Response – Amen	Leader -May the light of Christ shine in all our hearts Response – Amen.

First a word about Christian courage...

Basic to Christian faith is the belief that God is present in every situation, and this has led to great acts of courage. Courage takes many forms: it may mean facing up to opposition or personal danger; it may mean overcoming your personal fears or phobias; it could mean making a stand for the right.

The Bible is full of such stories of courage: David and Goliath; Daniel in the lions' den; Paul on his missionary journeys; Jesus himself in the Garden of Gethsemane.

For Christians 'having courage' or 'strength to carry on' is linked to faith in God's promises - promises of God's presence, protection and power. When we encourage others we are helping them to find courage. One of the most often repeated commands of God in the Bible is 'do not be afraid'. It is said that it comes at least 365 times - once for every day of the year! Christians recognise that human courage alone is sometimes not enough. They need the assurance of God's help and presence to stick to what they know is right.



Fear and envy are powerful drivers. The Christian faith seeks to help us to dispel our fear and overcome our envy. The most frequently used phrase in the Bible is 'Do not be afraid,' or 'Fear not.' The promise is that, if we could only love and know ourselves to be loved, fear would be lessened.

- John Cox

Week 7	Monday	Tuesday	Wednesday	Thursday	Friday
Themes	God gives courage	Face your giants	Next Bible story	Reflection	Celebration
Gather We prepare to meet with God	Leader - We meet in the presence of God who Response – gives us hope	Light a candle and say: Leader - The Lord is here Response - His spirit is with us	Hold up a Bible and say: Leader – Make us to know your ways, O Lord Response – and teach us your paths	Leader - Lord, direct our thoughts, and teach us to pray. Lift up our hearts to worship you in spirit and in truth, through Jesus Christ our Lord. Response - Amen	Leader - The Lord is good Response - He made us and we belong to him We gather together to celebrate our gifts and talents which are given to us from God and which are precious to him.
Engage We encounter Jesus and the stories of the Bible. We listen for God's message to us.	I wonder what you think of when you hear the word courage? I wonder who you think of when you hear the word courage? I wonder if you can think of a time in your life when you had to be filled with courage? What did this feel like? Read the story of David and Goliath from 1 Samuel Chapter 17. I wonder how David felt when he faced Goliath. In some ways, David felt no differently facing Goliath than he would have facing a lion or bear that was threatening his sheep...he believed that the same God who gave him courage to do this would be with him in facing Goliath. That was the secret of his courage.	I wonder if your worries and anxieties can sometimes feel like 'giants'? It is always better to share your worries with someone else. It is ok to feel worried or anxious about these things. Many Christians believe that God promises to help, guide, strengthen and fill them with courage, just as he did David. I wonder if you need some courage to face your 'giants' like David did? When David said he would fight Goliath, his eldest brother was angry and said that David was conceited ("cheeky brat" Good News Translation). David then went to others in the army and each time he got the same answer. I wonder how this story might have ended if David had given up when his brother was angry with him?	Read the next story Depending on age of your class you could ask: I wonder... What did you like about the story? What do you think the story meant? What can we learn from the story? What will you remember about it? What does this story tell us about being human? What does it reveal about God? What if this happened today?	Look at imagery from space. When I consider your heavens, the work of your fingers, the moon and the stars, which you have set in place, what is mankind that you are mindful of them, human beings that you care for them? Psalm 8:3-4 Read and listen to this psalm. Why do you think the psalmist wrote this – what was he feeling? How does it make you feel? How does God feel about those he has created?	What makes you different from the person sitting next to you? A lot of them are on the inside. If we have special gifts and abilities, we should recognise them for what they are— God's gifts to us. We cannot claim credit for them. There is no place for pride on our part. Instead we should encourage each other. James 1:17 Every good and perfect gift is from above. I wonder what you have achieved this week? What have you learnt or made progress in? Be still and reflect on this. Let's celebrate those children who have been successful this week by working hard and persevering. Celebrate the children's talents and gifts by giving certificates and awards.
Respond We respond to what we have heard and seen. We are given the opportunity to worship together.	Dear God, you know that I often feel frightened at the moment. Frightened about what will happen to me, to those I love and to our school community. But I know that you have been with me, I know that you will be with us today and I know that you will be with me in the future. Give me courage to do the big things, the little things and the difficult things that will make a difference to someone else today. Amen	Find a small stone... I wonder if it might be a reminder of the story of David and Goliath? I wonder if it might be a reminder that small things can make a big difference? I wonder if it might be a reminder that a little bit of courage and encouragement can go a long way?	Discuss a practical response to the message of the worship.	Select an artwork on the following website https://www.philipmartinsummers.com/paintings.html http://www.picbook.com/ https://www.arthobbs.com/ Show to the class and ask children to answer silently such as, 'What does this tell you about God?' or 'What is this painting saying to you?'	From Anglican liturgy: The Lord bless you and watch over you, the Lord make his face shine upon you and be gracious to you, the Lord look kindly on you and give you peace; and the blessing of God almighty, be among us and remain with us always. All Amen. Give children the opportunity to be still and thank God for all his has provided for us.
Send We are sent out to love and serve	Leader - Go in peace, Response- We go in peace Leader - Go in joy Response- We go in joy Leader- Go in love Response- We go in love Amen.	Leader - May God grant to the world justice, truth and peace. Response- and make our school a place of love. Amen.	Leader- Go in peace to love and serve the Lord. Response - In the name of Christ. Amen	Leader - We go into the world to walk in God's light, to rejoice in God's love and to reflect God's glory. Response – Amen	Leader -May the light of Christ shine in all our hearts Response – Amen.

Week 8	Monday	Tuesday	Wednesday	Thursday	Friday
Themes	Courage requires trust	God is always there	Next Bible story	Reflection	Celebration
Gather We prepare to meet with God	Leader - We meet in the presence of God who Response – gives us hope	Light a candle and say: Leader - The Lord is here Response - His spirit is with us	Hold up a Bible and say: Leader – Make us to know your ways, O Lord Response – and teach us your paths	Leader - Lord, direct our thoughts, and teach us to pray. Lift up our hearts to worship you in spirit and in truth, through Jesus Christ our Lord. Response - Amen	Leader - The Lord is good Response - He made us and we belong to him
Engage We encounter Jesus and the stories of the Bible. We listen for God's message to us.	What are you afraid of? Does this fear stop you doing anything? Read the story of Jesus walking on water from Matthew 14:22-33. Peter was able to walk on water until he stopped trusting Jesus and became afraid. In our own lives there are times when we are tempted to do the same thing. When we forget that God is always with us and we become frightened by the situation we are in (dark rooms, unknown situations) or something we see (dogs or bees), we are like Peter. When we see or hear things that scare us, we need to remember to pray and to trust God.	Do you know how to swim? For some people, learning to swim can be very frightening because they are afraid of drowning but you can't learn to swim with your feet on the bottom or with your hands holding on to the side of the pool! Tell story of learning to swim by the instructor getting in the pool and holding you up. There is no reason for us to be afraid. Just as the swimming instructor's hand is there to keep you from drowning, we have God's promise that he will be there for us. Listen to his promise: Isaiah 43:1b-2 - "Fear not, for I have redeemed you; I have summoned you by name; you are mine. When you pass through the waters, I will be with you; and when you pass through the rivers, they will not sweep over you."	Read the next story Depending on age of your class you could ask: I wonder... What did you like about the story? What do you think the story meant? What can we learn from the story? What will you remember about it? What does this story tell us about being human? What does it reveal about God? What if this happened today?	Use the poem Footprints in the Sand/Footprints prayer Children can read the poem to themselves or listen to it being read aloud	Our Creator is a God of infinite variety. He does not make any two leaves exactly alike. He does not make any two snowflakes exactly alike. And He does not make any two people exactly alike. You are a special, absolutely unique, one-of-a-kind individual. And you can bring special glory to your Creator that no one else can bring. Let's celebrate those children who have been successful this week by working hard and persevering.
Respond We respond to what we have heard and seen. We are given the opportunity to worship together.	When we feel fear how could we react? What will help us push through? Invite prayer God of love, turn our hearts to your ways; and give us peace and courage. Amen.	<i>If you want to walk on water, you've got to get out of the boat!</i> What does this expression mean? We might be a bit afraid of something but we sometimes have to do it anyway, or we'd miss out on enjoying our life. This is showing courage. Five finger prayer. Pray for courage for: yourself, for the sick, for world leaders, teachers, those you love.	Discuss a practical response to the message of the worship.	Children sit quietly, noticing what images and ideas the poetry stirs in them. Children may be asked to close their eyes and 'picture' the poem in their head while they listen.	Give children the opportunity to be still and thank God for all his has provided for us.
Send We are sent out to love and serve one another	Leader - Go in peace, Response- We go in peace Leader - Go in joy Response- We go in joy Leader- Go in love Response- We go in love Amen.	Leader - May God grant to the world justice, truth and peace. Response- and make our school a place of love. Amen.	Leader- Go in peace to love and serve the Lord. Response - In the name of Christ. Amen	Leader - We go into the world to walk in God's light, to rejoice in God's love and to reflect God's glory. Response – Amen	Leader -May the light of Christ shine in all our hearts Response – Amen.

For further advice and support contact Diocesan schools' adviser: Gemma Kingston gemma.kingston@cofesuffolk.org