

# Exeter Peace Feast

26 January 2024

**Simon Atkinson**

Joint Head of Curriculum and Inclusion

**Elizabeth Olulari**

National Educational Lead for



THE CHURCH  
OF ENGLAND  
EDUCATION OFFICE

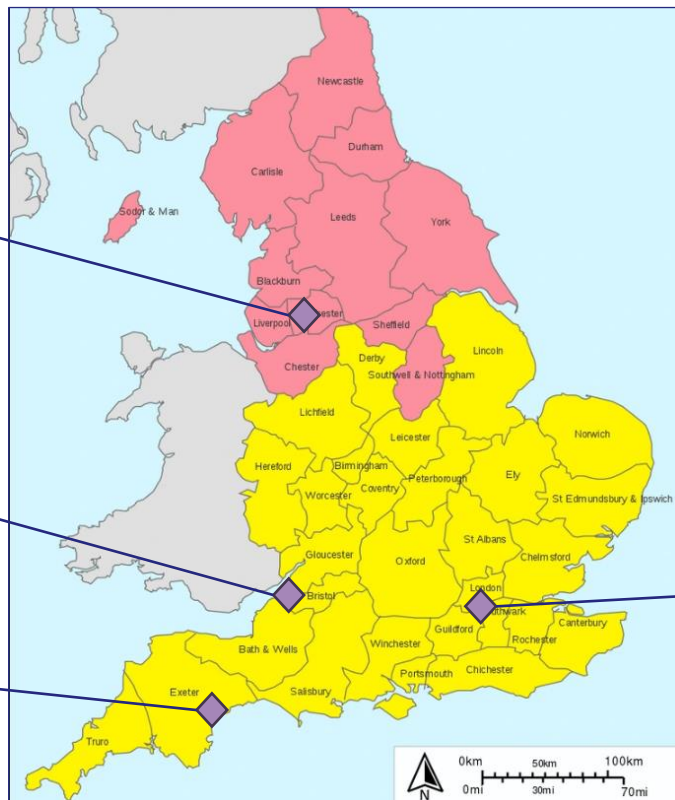
# Education Office Peace Feasts

Manchester

Bristol

Exeter

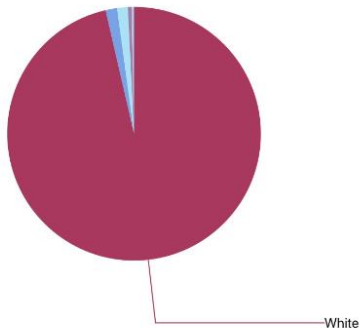
London / Southwark



# Where are all the GMH teachers?

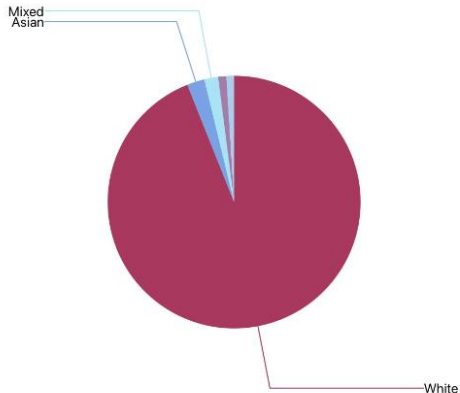
## Population by race in Devon, 2021 census

- **White** - 782,455 people or 96.4%
- **Asian** - 11,845 people or 1.5%
- **Mixed** - 10,967 people or 1.4%
- **Other** - 3,901 people or 0.5%
- **Black** - 2,474 people or 0.3%



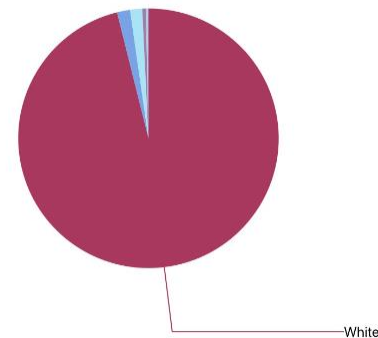
## Population by race in Plymouth, 2021 census

- **White** - 248,727 people or 94.0%
- **Asian** - 5,947 people or 2.2%
- **Mixed** - 4,656 people or 1.8%
- **Black** - 2,786 people or 1.1%
- **Other** - 2,579 people or 1.0%



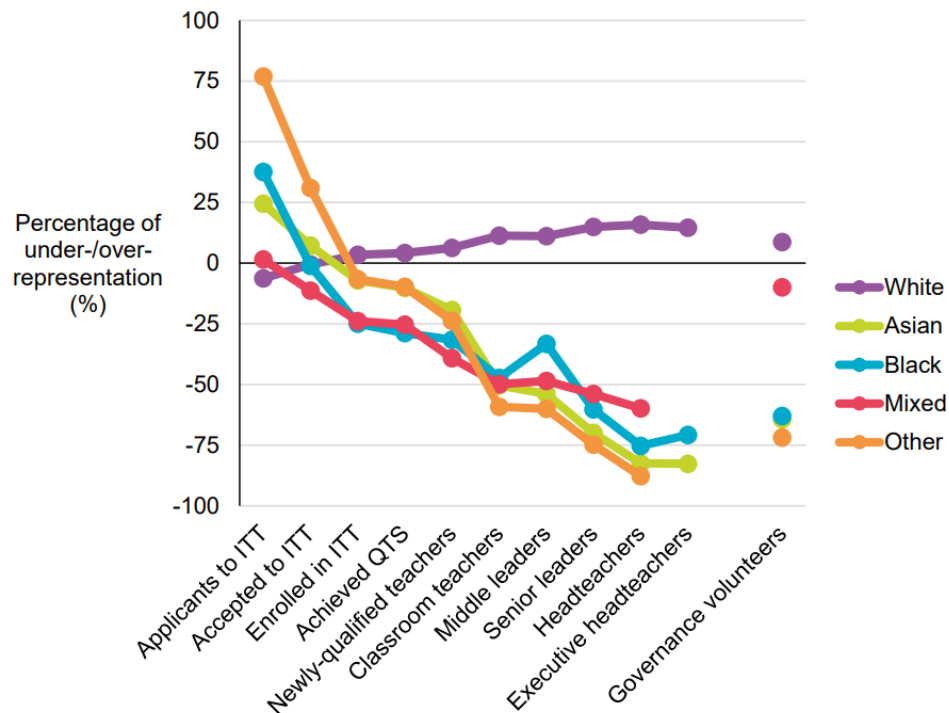
## Population by race in Torbay, 2021 census

- **White** - 133,922 people or 96.1%
- **Asian** - 2,254 people or 1.6%
- **Mixed** - 2,084 people or 1.5%
- **Other** - 617 people or 0.4%
- **Black** - 447 people or 0.3%



# Where are all the GMH teachers?

Figure 1: Representation of ethnic groups in the teacher profession in 2020/21



Source: NFER analysis of data from<sup>9</sup>: UCAS; TF; ITT-PP; SWC; and NGA. Population estimates are based on 2011 National Census data for England, projected forwards to 2021.

# Where are all the GMH teachers?

**Table 2: Most English primary schools have an all-white teaching staff**

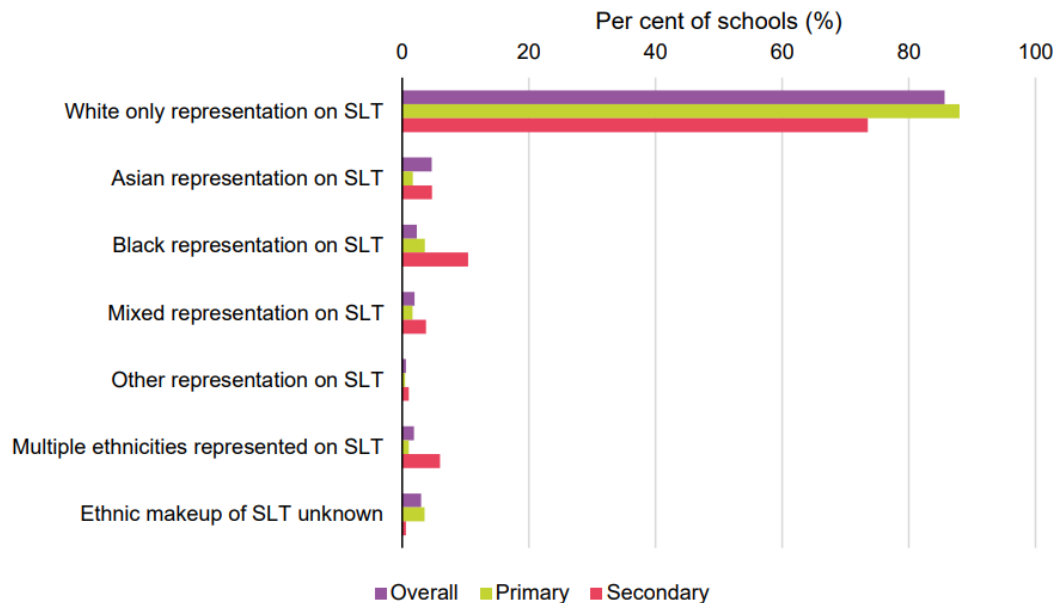
Percentage of schools with:	Percentage of schools (%)		
	Overall	Primary	Secondary
Teachers from white backgrounds only	60	69	18
Teachers from Asian backgrounds	27	20	64
Teachers from black backgrounds	17	10	47
Teachers from mixed backgrounds	18	13	46
Teachers from other ethnic backgrounds	7	4	25

Note: Totals do not add to 100 per cent as some schools have teachers from multiple ethnic backgrounds.

Source: NFER analysis of SWC data for 2017/18 – 2019/20.

# Where are all the GMH teachers?

Figure 3: Most English primary and secondary schools have an all-white SLT



Source: NFER analysis of SWC data for 2020/21.

[www.churchofengland.org/education](http://www.churchofengland.org/education)

# Where are all the GMH teachers?

**Table 3: Teachers from Asian, black, mixed and other ethnic backgrounds are much more likely than teachers from white backgrounds to be teaching in London**

Region	Proportion in each region (%)				
	White	Asian	Black	Mixed	Other
East of England	12	7	9	11	9
East Midlands	9	8	3	6	4
West Midlands	10	17	9	10	7
London	11	39	62	37	53
North East	5	1	< 1	2	1
North West	15	8	3	8	6
South East	17	10	9	13	12
South West	11	1	2	6	4
Yorkshire and the Humber	10	9	2	7	5

Source: NFER analysis of SWC data for 2020/21.

# Reflection Questions

How are we ensuring our recruitment of staff, governors and volunteers creates opportunities to increase ethnic diversity?

Where are the role models for those from ethnic minorities in our schools, and how can we welcome them into our communities?

What does it mean to be a global citizen and how does this link to having diversity in senior leadership in our schools?

,

# Lets stay connected

## Simon Atkinson

Head of Curriculum and Inclusion  
Simon.atkinson@churchofengland.org  
020 7898 1126



## Elizabeth Olulari

National Education Lead for Racial Justice (Secondary)  
elizabeth.olulari@churchofengland.org  
020 7898 1555



LET JUSTICE ROLL DOWN  
LIKE WATERS AND  
RIGHTEOUSNESS LIKE AN  
EVER-FLOWING STREAM.  
AMOS 5:24